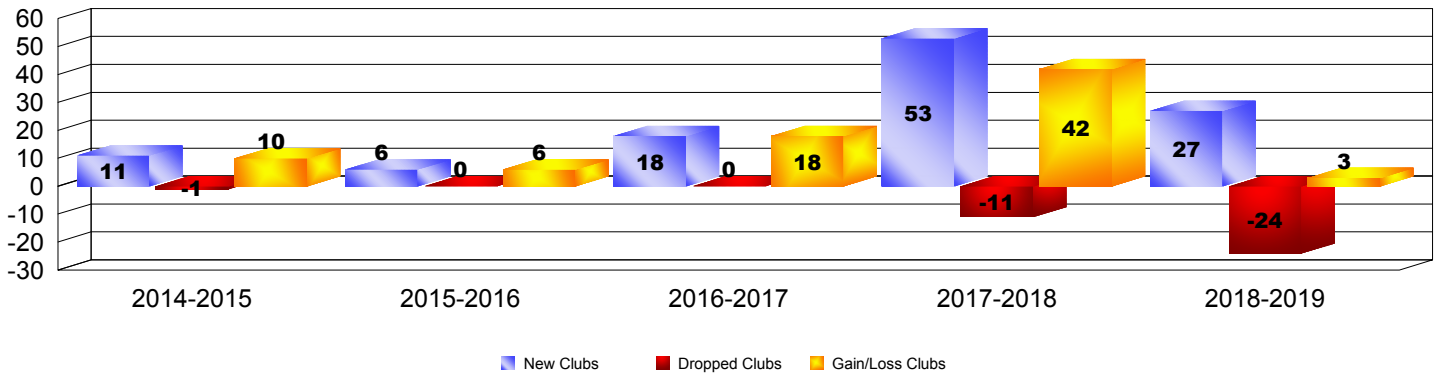
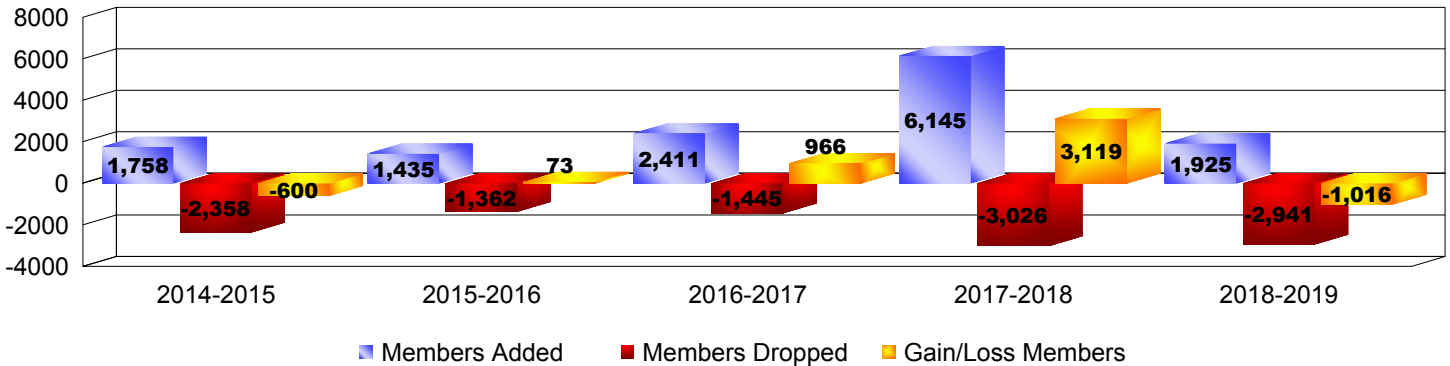


| Year | New Clubs | Dropped Clubs | Gain/Loss Clubs | New Members | Charter Members | Reinstate Members | Transfer Members | Total Member Added | Total Members Dropped | Gain/Loss Members |
|----------------|-----------|---------------|-----------------|-------------|-----------------|-------------------|------------------|--------------------|-----------------------|-------------------|
| 2014-2015 | 11 | -1 | 10 | 1212 | 414 | 94 | 38 | 1758 | -2358 | -600 |
| 2015-2016 | 6 | 0 | 6 | 1148 | 162 | 98 | 27 | 1435 | -1362 | 73 |
| 2016-2017 | 18 | 0 | 18 | 1763 | 491 | 118 | 39 | 2411 | -1445 | 966 |
| 2017-2018 | 53 | -11 | 42 | 4177 | 1795 | 112 | 61 | 6145 | -3026 | 3119 |
| 2018-2019 | 27 | -24 | 3 | 976 | 726 | 153 | 70 | 1925 | -2941 | -1016 |
| Average | 23 | -7 | 16 | 1855 | 718 | 115 | 47 | 2735 | -2226 | 508 |

Clubs




Members



Membership Composition

June 2019 Cumulative



Gender Comparison

June 2019 Cumulative

